

CEMINTEL[®]

CEMENT INTELLIGENCE



Commercial ExpressPanel

COMMERCIAL EXPRESSPANEL[®]

cemintel.com.au








Cemintel Commercial ExpressPanel is an ideal façade solution for commercial and industrial applications.

In conjunction with the Commercial ExpressWall® system, it combines a modern, express jointed aesthetic with a fast and economical top hat installation system. With pre-primed, multiple sized sheets available, panels can be arranged in a variety of patterns.

Strong, with great impact resistance, these 9mm compressed panels can withstand high wind loadings, including cyclonic conditions.

Commercial ExpressPanel		
		
		
Type of Building	Residential – BCA Classes 1 & 10	•
	Commercial & Other – BCA Classes 2-9	•
Where Used	Internal	•
	External	•
Application	Façades & Cladding	•
	Internal Linings	•
	Eaves & Soffits	•
	Flooring & Decking	•
Finish	Prefinished	•
	Pre-Primed/Sealed	•
Jointing Options	Express	•
	Visible	•
	Concealed (minimal visibility)	•
Installation Format	Horizontal	•
	Vertical	•
Dimensions (mm)	Width x Length x Thickness	900 x 1800/2400/3000 x 9mm
		1200 x 1800/2100/2400/2700/3000 x 9mm



cemintel.com.au
All installation details and technical information can be downloaded from the website.

